



Intelis™ wSource™

Smart Ultrasonic Water Meter

Intelis™ wSource™ is an ultrasonic meter dedicated to residential, commercial and industrial areas. It connects easily to multiple data collection systems and generate extensive data from the water network. Associating a low-to-no maintenance solid-state mechanism with field-tested robustness, the new Intelis smart water meter is setting the stage for new standards of metrology excellence in harsh environmental conditions. Featuring a rich and comprehensive data set including configurable alarms, it charts the course for operational efficiency and water conservation initiatives.



A step into the future of metrology

Sole meter MID-certified for R1000, Intelis™ wSource™ establishes a new standard in precision for measuring water consumption.



Ready for off-road adventures, All-Conditions billing

With extreme care spent on its design, the new Intelis smart water meter maintains the highest level of accuracy in the most challenging conditions from hard waters to intermittent water supply regardless of its installation conditions.



Built For The Long Run

Intelis™ wSource™ is built with electronics that last and exploits the full potential of solid-state technology to deliver long-lasting performance, with a battery lifetime intended for up to 22 years of use.



MANAGING WATER WITH ITRON'S WATER END-TO-END SOLUTION

Smart metering for flexibility:

- Remote reading
- Precise billing
- Real-time alarms

Data collection for simplicity:

- Customer awareness
- Workforce management
- Network as a service

Advanced analytics for efficiency:

- Visibility to the health of distribution system
- Reduce real and apparent losses

KEY FEATURES

- » DN15-50
- » wM-Bus / LoRa / SigFox / OMS 868MHz
- » NFC Local Communications
- » R1000 Accuracy (MID class 2)
- » R500 Accuracy (MID class 1) for DN15-20
- » 22 years battery lifetime
- » Compatible with harsh installation conditions



Connected now, connected tomorrow

Intelis™ wSource™ is interoperable with open standards and non-proprietary communication protocols. Connected today to your AMR system, it will grow alongside your business and support your transition to AMI tomorrow.



Keep your customer service in the know

Intelis™ wSource™ provides timely notifications and alarms to your teams in charge of customer satisfaction.

Its full set of configurable alarms is the starting point of an enhanced user experience.



The 4Ds Promise, Deep Data Driving Decisions

Meaningful decisions start with granular understanding. Intelis™ wSource™ generates data and natively renders actionable insights for informed decision-making. Its rich data set includes meter right sizing, leakage quantification and customer profiling.

ENVIRONMENTAL-ECO DESIGN

A life cycle assessment study has been carried out to ensure the proper design of the new Intelis smart meter. It can be easily recycled at the end of the product life, as it can be dismantled into separate components (batteries, circuit board, brass) that each have their own recycling circuits.



INTEROPERABLE WITH OPEN-STANDARDS (with out-of-the-box connectivity options)



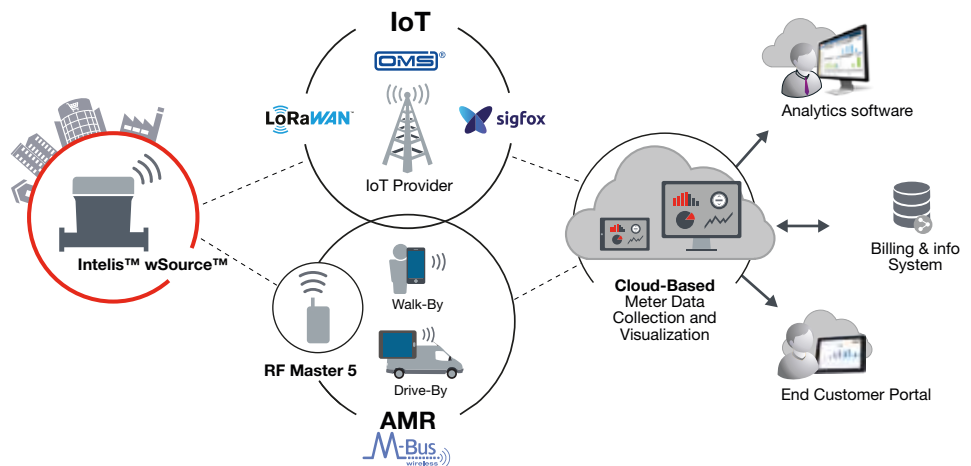
IoT Networks (Sigfox® or LoRaWAN™)

Connect smart water meters to networks dedicated to the Internet of Things (IoT) using LoRaWAN™ or Sigfox® or OMSv4 technologies.



Automated Meter Reading (AMR)

Wirelessly collect data from meters either in walk-by or drive-by mode using Itron's RF Master 5 or third party RF Masters (compatible with EN 13757-3 & 4). Eliminates the need for physical access to the meter.



EXTENDED DATA SET



Billing Index & Consumption Data Logging

Daily billing and custom billing functions along with precise consumption data logging up to 15min resolution



Flow Distribution

Precise monitoring of the distribution flow including periodic minimum and maximum values



Backflow / Reverse Flow

Detection and quantification of backflow to help assess water quality and/or sanitary risk



Alerts

Alarms are generated when important events are detected, such as:

- » Leakage at customer side (continuous flow)
- » Tamper attempt (dismantling)
- » Blocked meter (zero consumption)
- » Oversize/undersize
- » Freeze risk



Diagnostics

Good system performance is ensured via monitoring of:

- » Battery level
- » Configuration settings
- » Clock synchronization in LoRaWAN and wM-Bus

Technical Specifications

Nominal Diameter DN	mm	15	20	25	32	40	50
	inches	1/2"	3/4"	1"	1 1/4"	1 1/2"	2"
In compliance with MID - (2014/32/EU)							
MID Accuracy Ratio (Q3/Q1) all positions		160 to 1000 class 2 & 160 to 500 class 1				160 to 1000 class 2	
MID type Approval Number		LNE 37882				LNE 37882	
Nominal Flow Rate (Q3)	m ³ /h	1.6	2.5	2.5	4	6.3	10
Standard Production Ratio* (Q3/Q1)		500	800	500	800	400	400
Minimum Flow Rate (Q1)	l/h	3.2	3.125	5	5	15.75	25
Transitional Flow Rate (Q2)	l/h	5	5	8	8	25.2	40
Overload Flow Rate (Q4)	m ³ /h	2	3.125	3.125	5	7.9	12.5
Pressure Loss Class at Q3	bar	0.25	0.40	0.25	0.63	0.4	0.63
Real Pressure Loss at Q3	bar	0.16	0.38	0.17	0.44		
Maximum Admissible Pressure	MAP bar					0.1 / 16	
Sensitivity Class						U0D0 (Seal restriction, Elbow, Ball Valve)	
Water Operating Temperature T	°C					+0.1 / +50	
Climatic Environment	°C					-25 / +70	

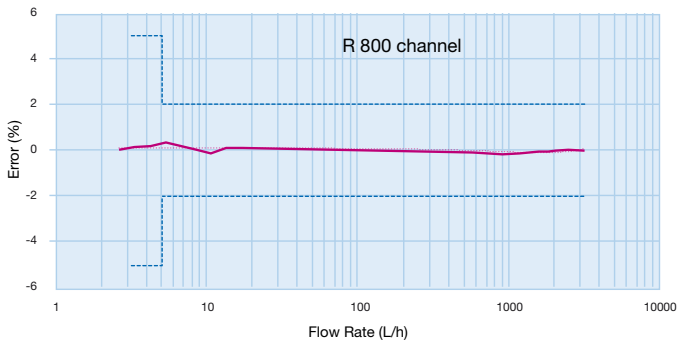
* Other Ratios available under specific request

Other Characteristics

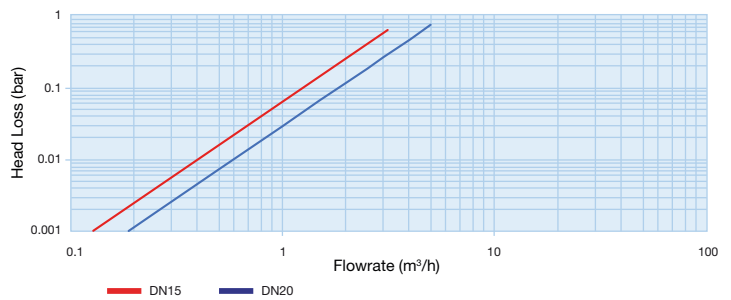
Indication Range*	m ³	999999.999				999999.999		999999.99
Minimum Scale Interval**	l	1				1		10
Typical Starting Flow Rate	l/h	1	1	2	2	6	6	15
Testing Pressure	bar	25				25		
Maximum Accidental Water Temperature	°C	70 (<1h/week)				70 (<1h/week)		

* Comma configurable under specific request - ** 0.001 liter in test mode

TYPICAL ACCURACY CURVE Q3=2,5 M³/H



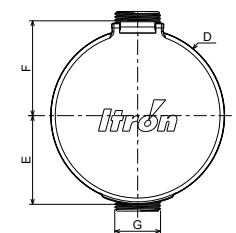
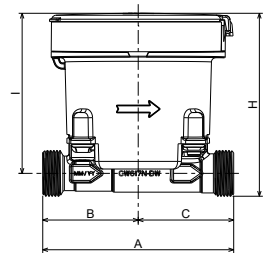
HEAD LOSS



Dimensions

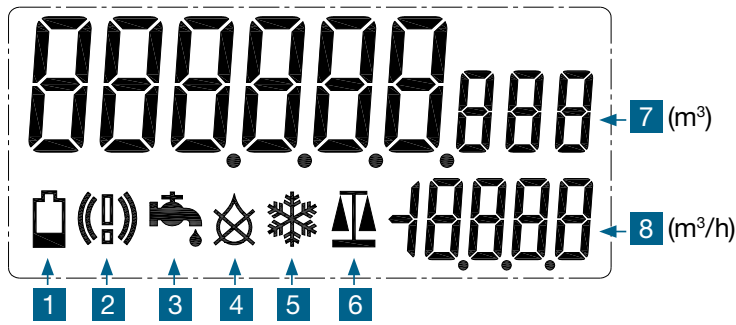
Nominal Diameter	mm	15						20			25	32	40	50	
A	mm	105*	110	115	134*	165	170	115	105*	130	190	260	260	300	300
G	inches	G 3/4 B						G 7/8 B x 3/4 B			G 1 B	G 1 1/4 B	G 1 1/2 B	G 2 B	G 2 1/2 B
B	mm	52.5	55						52.5	65	130			150	
C	mm	52.5	55	60	79	110	115	60	52.5	65	125	130		150	
D	mm	ø 100						ø 100							
E	mm	51						51							
F	mm	54.5						54.5							
H	mm	105.2				107.1		111.2	122.6	125.6	137.1	144.9			
H (w/o Lid)	mm	101.2				103.1		107.2	118.6	121.6	133.1	140.9			
I	mm	92				94.7		101.7	107.4						
I (w/o Lid)	mm	88				90.7		97.7	103.4						
Weight (2 batteries)	gr	667	674	679	698	731	737	695	729	766	845	1405	1480	2225	2365
Weight (3 batteries)	gr	690	697	702	721	754	760	718	752	789	868	1423	1503	2248	2388

* Bodies version on demand (L105 - 134 DN15 & L105 DN20)



MULTIFUNCTIONAL DISPLAY

- » Easy to read display
- » Visual Alarms



- | | | |
|----------------------------------|--------------------------------|---|
| 1 Battery Level Indicator | 3 Leakage Indicator | 7 Main Index Indicator
8/9 digits |
| 2 System Alarm Indicator | 4 Air in pipe Indicator | 8 Flowrate Unit Indicator |
| | 5 Freezing Indicator | |
| | 6 Test mode Indicator | |

Local Reading



Connectivity Specifications

Radio Frequency Features

Protocol	wM-Bus T2, C2 (EN 13757-3 & 4) / LoRaWAN™ / Sigfox®
Modulation	FSK, BPSK (Sigfox®), CSS (LoRa®)
Frequency carrier	868 MHz ISM Band
Radiated power	< 25 mW

Functional Specifications

Protection / Relative Humidity	IP 68* / 0 to 100% humidity - Floodable
Environmental condition	Indoor / outdoor (Pit, Direct sunlight...)** / Intermittent water supply - B/O
Electromagnetic class	E2
Operating temperature	-10°C / +55°C
Accidental temperature	-20°C / +70°C

* IPX8: Under 2 meters during 2 months @ 50°C water temperature

** For direct sunlight exposure the Lid is mandatory

Battery Features

Battery lifetime	15 years (2 cells)- 22 years (3 cells)*
Power source	Lithium batteries

* Depends on connectivity mode and reporting interval. / Environmental condition

Connectivity Certifications

- » LoRaWAN R1.0.2
- » Sigfox V2.10.0
- » OMS v4.1.2



COMPLIANCE

- » Compliant with Directive 2014/53/EU on RF Spectrum usage
- » MID, ISO4064, R-49
- » ACS, KTW, W270, WRAS
- » RoHs, WEEE2, **CE**
- » IP68 certified according to EN 60529
- » Compliant with 2002/95/EC on non usage of hazardous substances in electrical and electronic equipment
- » Wireless M-Bus according to EN 13757-3 & 4



Join us in creating a more **resourceful world**.
To learn more visit **itron.com**

While Itron strives to make the content of its marketing materials as timely and accurate as possible, Itron makes no claims, promises, or guarantees about the accuracy, completeness, or adequacy of, and expressly disclaims liability for errors and omissions in, such materials. No warranty of any kind, implied, expressed, or statutory, including but not limited to the warranties of non-infringement of third party rights, title, merchantability, and fitness for a particular purpose, is given with respect to the content of these marketing materials.
© Copyright 2023 Itron. All rights reserved. **WA-00122.3-EN-01.23**

ITRON

9, rue Ampère
71031 Mâcon cedex
France

Phone: +33 3 85 29 39 00
Fax: +33 3 85 29 38 58